

CHILDREN IN CONFLICT WITH THE LAW

1. A total of 29,768 crimes were alleged against children in the year 2020. In comparison, there has been a decline of 7.6% (32,235) in crimes alleged against children from 2019, and decline of 5.7% (31,591) from 2018.
2. All India rate of crimes alleged against children has decreased from 7.2% in 2019 to 6.7% in 2020. Amongst the States and Union Territories, Delhi has the highest crime rate (44.3%) with respect to crimes alleged against children.
3. The total number of children apprehended in 2020 is 35,352, compared to 38,685 in 2019, showing a decline of 8.6%.
4. For the purpose of comparative analysis, Table 1 shows the number of cases registered under various offences/crime heads in the last three years, viz., 2018-2020 with respect to children in conflict with the law.

Table 1: Total Crimes: Children in Conflict with the Law

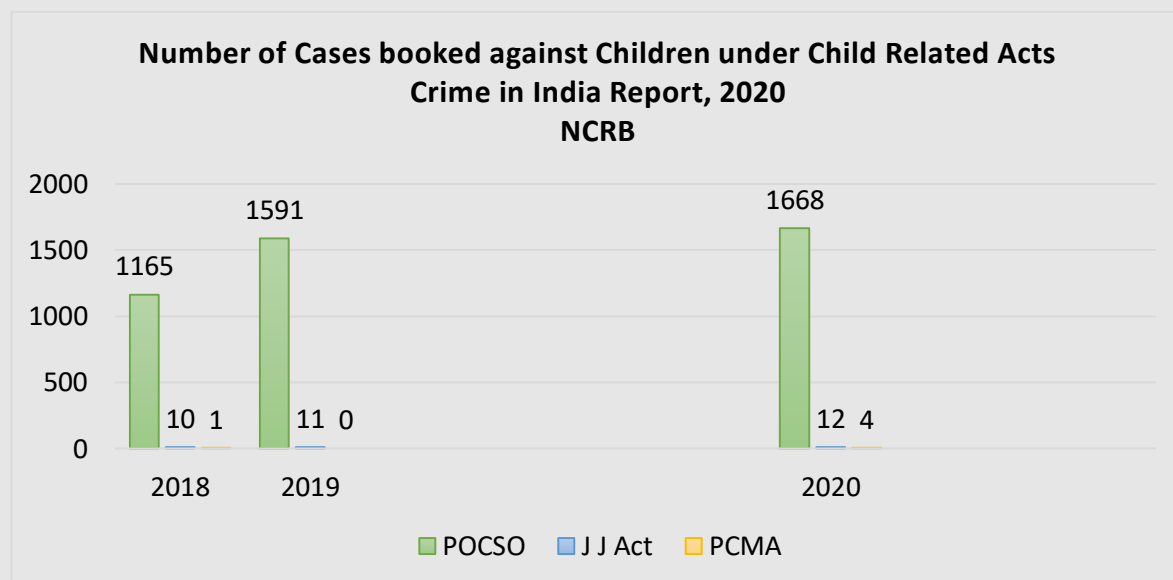
Total Crimes (IPC+SLL)	2018	2019	2020	% Variation in 2020 over 2019 (2020-2019)/2019 *100
Offences affecting the human body	11,935	12,173	11,164	-8.2
Offence against the state	0	0	0	-
Offence against public tranquillity	1,181	1,157	1,028	-11.1
Offence against property	11,901	11,935	9,287	-22.1
Offence relating to documents and property marks	136	121	124	2.4
Miscellaneous IPC Crimes	2386	2363	2,304	-2.4
Other IPC Crimes	1,485	1,377	2,492	80.97
Women Related Acts	NA*	5	1	-80
Child Related Acts	1176	1,602	1,684	5.11
SC/ST Related Acts	05	11	12	9.09
Offences against state	53	37	12	-67.5
Arms/Explosive Related Acts	203	233	265	13.7
IT/Intellectual Property Act	42	29	32	10.3
Finance and Economic Act	20	52	33	-36.5
Liquor & Narcotic Drugs – Related Acts	691	743	771	3.7
Environment & Pollution– Related Acts	20	16	14	-12.5
Foreigner & Passport – Related Act	20	11	12	9.09
Railways – Related Acts	3	3	9	200
Food, Drugs and Essential Commodities Acts	1	3	3	0
Other Regulatory & Enforcement – Acts	193	253	197	-22.13
Other	140	111	324	191.89

*Note: NA – Not Available

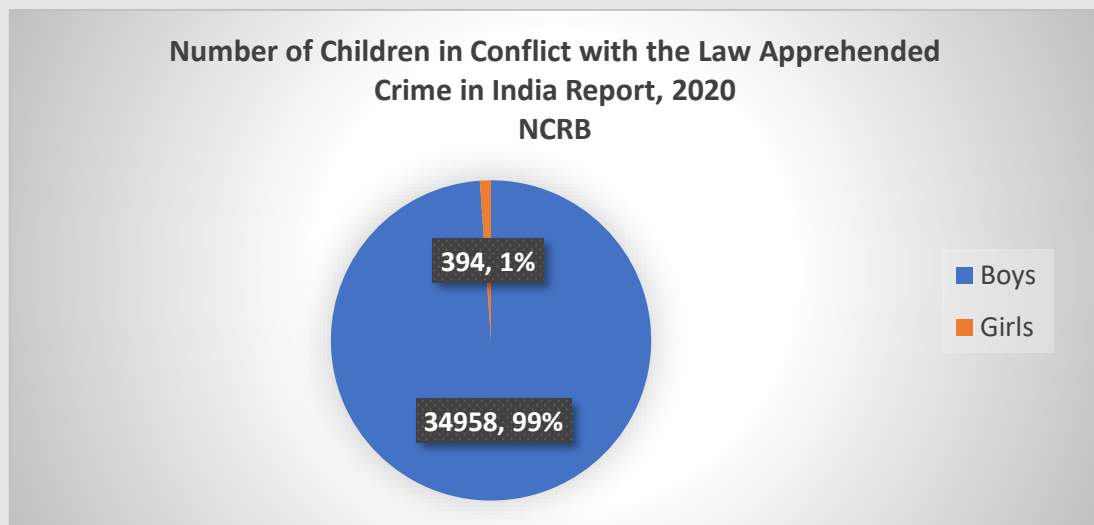
- For the purpose of comparative analysis, Table 2 shows the number of cases registered under various child related acts in the last three years, viz., 2018-2020 with respect to children in conflict with the law.

Table 2: Child Related Acts: Children in Conflict with the Law

Child Related Acts	2018	2019	2020
The Protection of Children from Sexual Offences Act, 2012	1165	1591	1668
The Juvenile Justice (Care and Protection of Children) Act	10	11	12
The Prohibition of Child Marriage Act	1	0	4

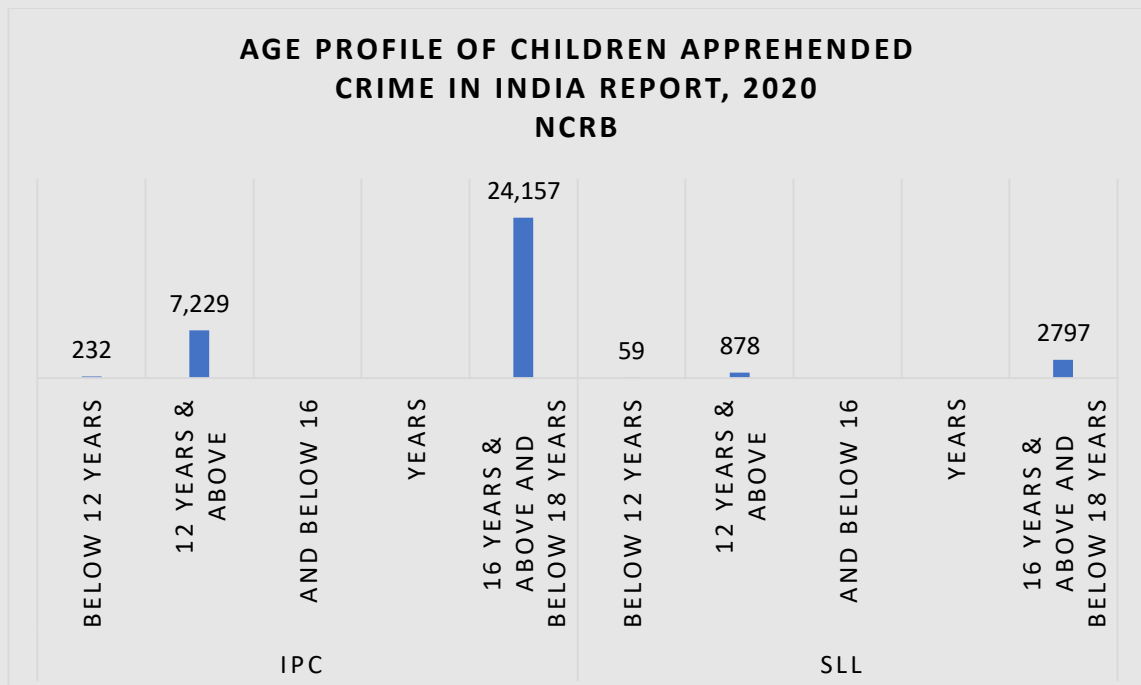


- From the total number of 35,352 children apprehended under both IPC+ SLL crimes in the year 2020, the number of boys is 34,958 and girls is 394.



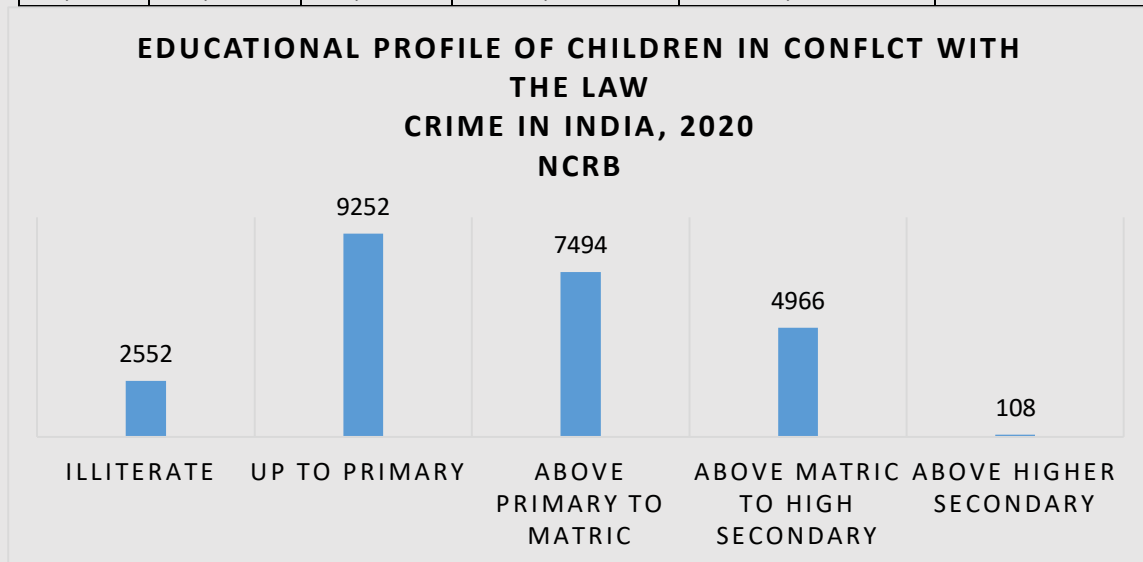
7. Age profile of children apprehended

IPC	Below 12 years	232
	12 years & above and below 16 years	7,229
	16 years & above and below 18 years	24,157
SLL	Below 12 years	59
	12 years & above and below 16 years	878
	16 years & above and below 18 years	2797



8. Education of Apprehended Children in Conflict with the Law

Total	Illiterate	Up to Primary	Above Primary to Matric	Above Matric to High Secondary	Above Higher Secondary
35,352	2,552	9,252	7,494	4,966	108



9. Family Background of Apprehended Children in Conflict with the Law

Total	Living with Parents	Living with Guardians	Homeless
35,352	29,285	3,742	2,325



10. With respect to disposal of children in conflict with the law apprehended and sent to courts, out of the total 74,124 children apprehended (number of children whose cases are pending disposal at the beginning of the year + children apprehended in 2020), CICL released as cases un-occurred/ quashed/ discharged by courts are 2,748;

CICL sent home after advice or admonition are 16,482, CICL sent to Special Home or Fit Institute are 9,309.

11. In 2020, 2,157 CICL are dealt with fine, 526 are awarded imprisonment & 2,597 are acquitted or discharged. Whereas in 2019, 3,277 were dealt with fine, 658 were awarded imprisonment & 5,036 were acquitted or discharged.
12. 91.6% of juveniles were held guilty in 2020 as against 86.8% in 2019.
13. In 2020, 40,305 cases against CICL are pending disposal as against 39,156 pending in 2019. Between 2019 and 2020, pendency has increased by 2.9%.