

Union Budget 2020-21

Together with ALL, Development for ALL, the Trust of ALL
(EXCEPT) CHILDREN



HAQ: Centre for Child Rights

B-1/2, Ground Floor, Malviya Nagar, New Delhi-110017

Phone: 011- 26677412/41077977; Fax- 011-26674688

Website: www.haqcrc.org; Email: info@haqcrc.org

INTRODUCTION

As the Finance Minister boasts about India being the 5th largest economy in the world, 37 per cent of the country's population under the age of 18 years wait to hear where do they figure in the 2020-21 Union budget!

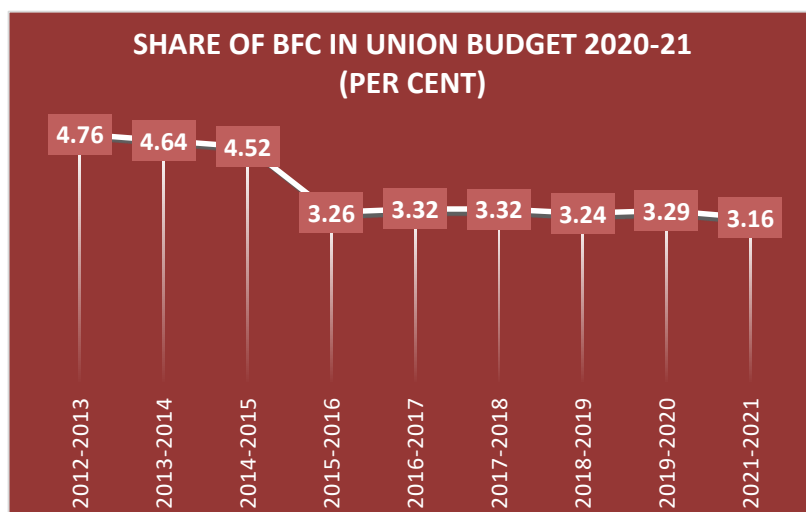
A clear impact of the overall economic slowdown can be seen in the Union Budget, social sector allocations as well as the Budget for Children (BfC).

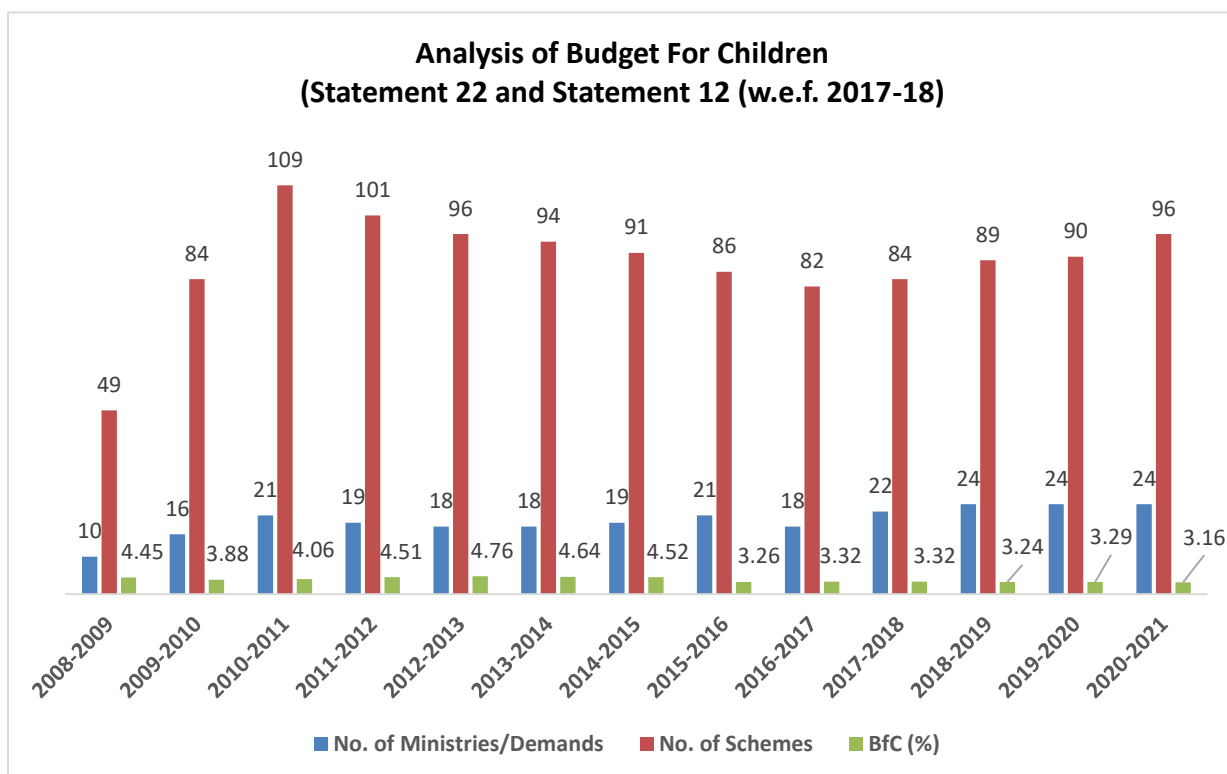
Compared to a 13.8 percent increase in the 2019-20 Union Budget, increase in the Union Budget for 2020-21 has been lower, at 9.2 per cent. Similarly, as against a 10.8 per cent increase in the Budget for Children (BfC) in 2019-20, the increase in children's budget this year stands at 4.8 per cent. Children evidently stand at a greater loss with the rate of increase in BfC being lower than the increase in the Union Budget.



Whether it's the Finance Minister's **Five jewels** - country without illness, with wealth, with good crops, with happiness as well as safety/security, or the **three guiding factors** of this Budget, namely, aspirational India, economic development for all and a caring society, the fact is that **children's share in the Union Budget has dropped from 3.29 per cent in 2019-20 to 3.16 per cent in 2020-21, a decline of 0.13 percentage points as against 0.08 percentage points last year.**

Percentage Share of BfC in the Union Budget 2020-21		
Year	BE	RE
2012-2013	4.76	4.68
2013-2014	4.64	4.56
2014-2015	4.52	4.16
2015-2016	3.26	3.62
2016-2017	3.32	3.29
2017-2018	3.32	3.24
2018-2019	3.24	3.31
2019-2020	3.29	3.25
2021-2021	3.16	

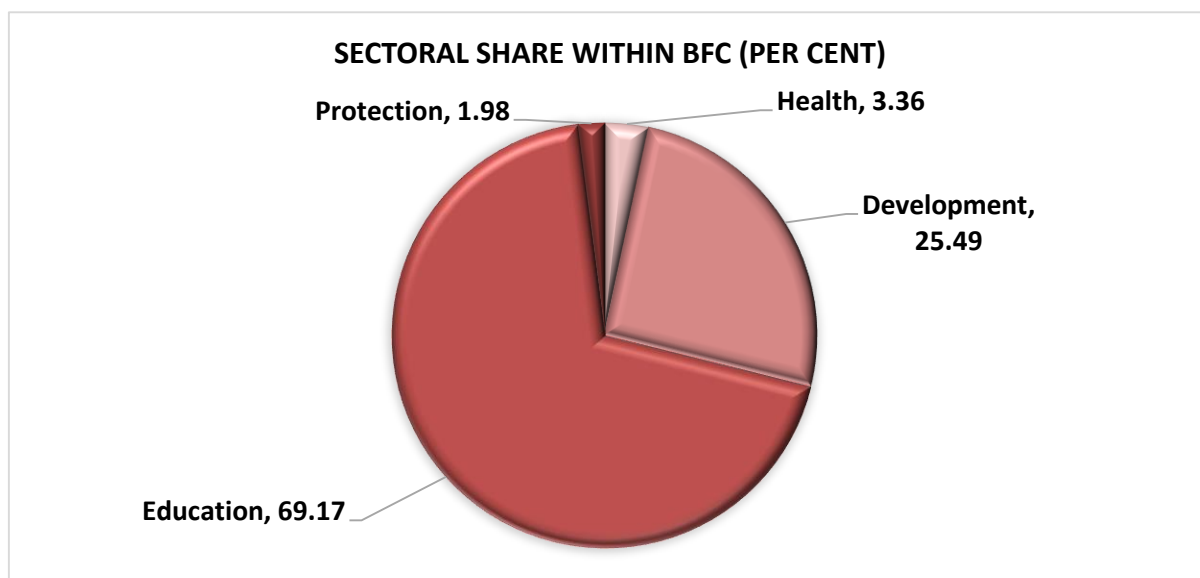




Budget for Children seems to be more about an accounting practice and number crunching than planning for the well-being of children.

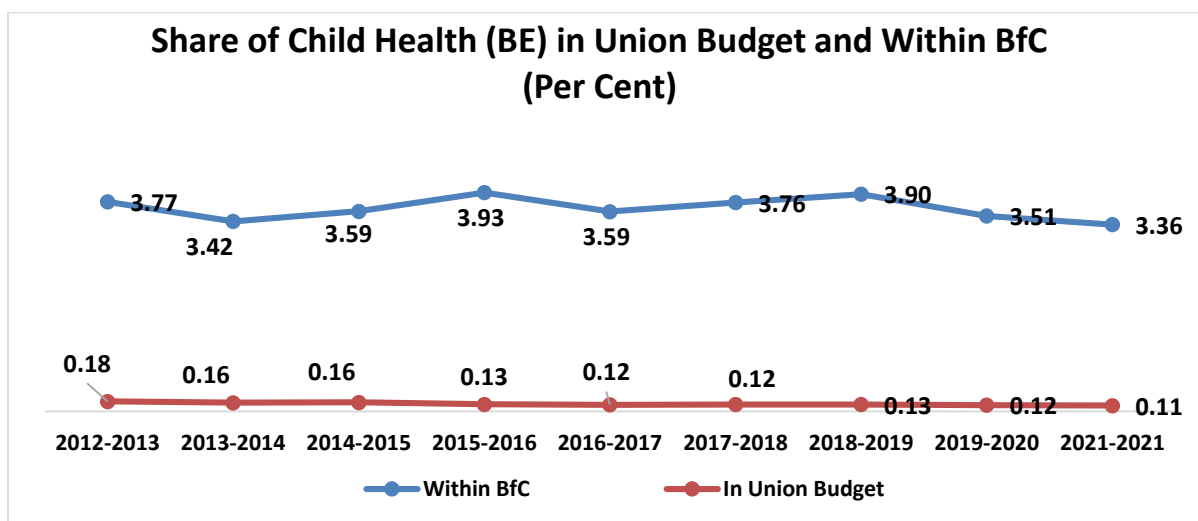
In 2012-13 and now in 2020-21, the number of schemes for children as reflected in erstwhile Statement No. 22 and present Statement No. 12 is the same at 96. However, the share of BfC in the Union Budget has clearly gone down from 4.76 per cent in 2012-13 to 3.16 per cent in 2020-21.

Sectoral Share within BfC



Sectoral Share within BfC (in per cent)				
Year	Health BE	Development BE	Education BE	Protection BE
2012-2013	3.77	23.16	72.22	0.85
2013-2014	3.42	23.79	72.06	0.72
2014-2015	3.59	23.36	72.21	0.78
2015-2016	3.93	15.74	78.95	1.38
2016-2017	3.59	23.17	72.20	1.04
2017-2018	3.76	24.21	70.54	1.49
2018-2019	3.90	25.25	69.37	1.48
2019-2020	3.51	25.90	66.72	2.11
2021-2021	3.36	25.49	69.17	1.98

Health



Child Health		
Year	BE (in Crore)	RE (in Crore)
2012-2013	2673.65	2287.62
2013-2014	2640.47	2040.90
2014-2015	2914.44	2231.58
2015-2016	2277.94	2270.49
2016-2017	2359.89	2331.48
2017-2018	2677.55	2966.29
2018-2019	3086.51	3328.71
2019-2020	3218.33	3308.86
2021-2021	3223.70	



Child Health has observed a miniscule increase of 0.17 per cent in the allocation in 2020-21 Union Budget as against the allocations made in 2019-20 (BE) budget.

However, the share of child health in the Union Budget stands at 0.11 per cent, which is

less than the 0.12 per cent share in 2019-20.

On 12 December 2018, Prime Minister Narendra Modi had announced, “India is set to increase its public health spending to 2.5 per cent of its gross domestic product (GDP) by 2025” and asserted that “women, children and the youth will continue to remain at the heart of every policy, programme and initiative” of the government. “This will mean an actual increase of 345 per cent over the current share, in just eight years”, he added.¹

Yet the share of allocations for child health programmes has gone down both in the Union Budget and the BfC.

Health sector budget discriminates against children. The slogan “*TB Harega, Desh Jeetega*” and the target of eradicating Tuberculosis by 2025 does not seem to apply to children as the allocation for Sera and BCG has declined by 5.81 per cent, from INR 87.93 Crores in 2019-20 to INR 84.72 Crores in 2020-21.

None of the allocations reflected in Statement No. 12 that fall within the health sector address the health concerns of children with disabilities.



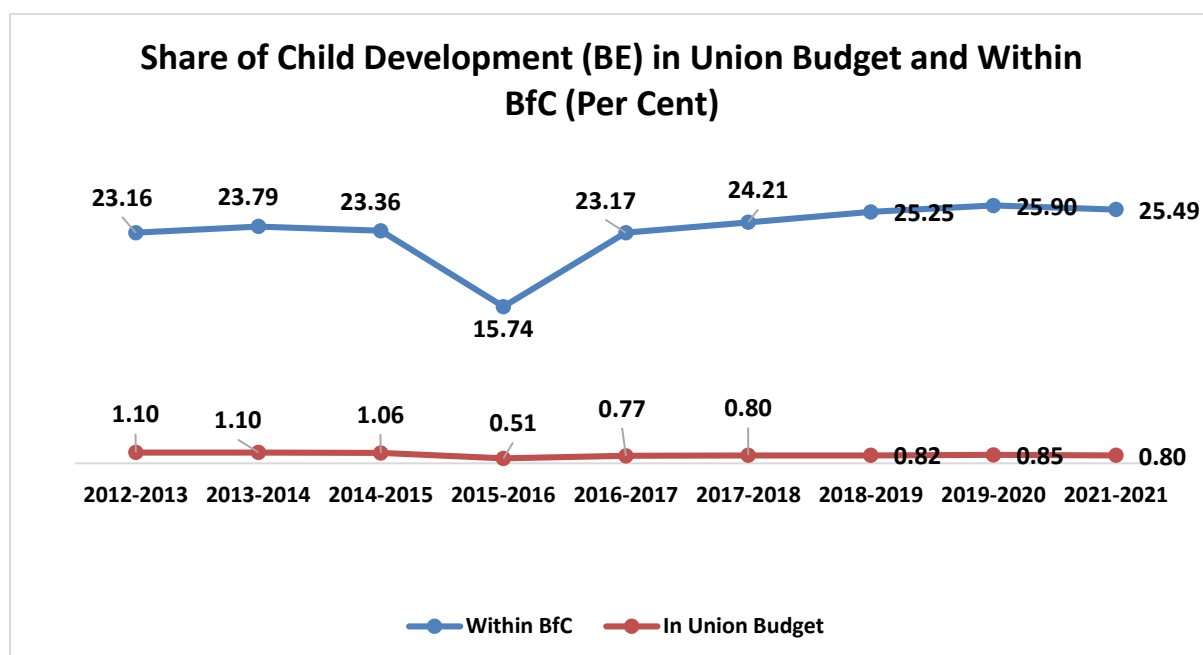
As a result of discrimination the disabled children face chronic ill health, socio-economic burden and destitution.

Under the National Health Mission (NHM), support is provided to States/UTs for the Scheme for Promotion of Menstrual Hygiene for Adolescent Girls residing primarily in rural areas. In response to a question raised in the Lok Sabha, the Minister of Health and Family Welfare replied that “No study has been conducted to assess the impact of the Scheme.”²

¹ Press Trust of India, *India to increase public health spending to 2.5% of GDP: PM Modi*, Last Updated: Dec 12, 2018. Available at: <https://economictimes.indiatimes.com/news/economy/policy/india-to-increase-public-health-spending-to-2-5-of-gdp-pm-modi/articleshow/67055735.cms?from=mdr>

² Reply to Lok Sabha Unstarred Question No. 4279, for 13.12.2019, regarding Menstrual Hygiene for Adolescent Girls asked By S. Jothimani. Available at: <http://164.100.47.194/Loksabha/Questions/QResult15.aspx?qref=10916&lsno=17>


Development



Development		
Year	BE (in Crore)	RE (in Crore)
2012-2013	16439.3	16142.76
2013-2014	18389.61	16844.29
2014-2015	18940.72	16908.35
2015-2016	9113.86	15968.40
2016-2017	15235.22	15001.71
2017-2018	17264.84	16600.73
2018-2019	19969.04	21149.87
2019-2020	23732.29	21384.22
2021-2022	24480.15	

Child Development has observed a very small increase of 3.15 per cent in the allocation in 2020-21 Union Budget as against the allocations made in 2019-20 (BE) budget.

However, the share of child development in the Union Budget stands at 0.80 per cent, which is less than the 0.85 per cent share in 2019-20.



There is a 2.52 per cent increase in allocation for Core ICDS, renamed as Anganwadi Services. The question however, is whether this increase is sufficient to meet the revised norms for construction and upgradation of Anganwadis as well as rents for Anganwadi centres operating out of rented buildings and provision of facilities like toilets and drinking water.

Out of 13,77,595 operational Anganwadi Centres (AWCs) across the country, a total number of 3,77,712 AWCs are running in rented premises, 3,62,940 AWCs do not have toilets facilities and 1,59,568 AWCs do not have drinking water facilities.

Source; Reply to Lok Sabha Unstarred Question No. 426, for 13.12.2019, regarding Anganwadi With Toilets And Drinking Water, asked By Dr. Umesh G. Jadhav.

In 2017, the government had revised the cost norms for nutrition for children under 6 years, adolescent girls as well as pregnant and lactating mothers, leading to an additional expenditure of Rs 12,000 crore over the next three years.³ The increase of 8.8 per cent (from INR 3400 Crores in 2019-20 to INR 3700 Crores in 2020-21) for the National Nutrition Mission in the Expenditure Statement No. 12 however, does not match the requirement.

Moreover, fund utilisation under the Poshan Abhiyan has remained poor with 67.5 per cent of the funds released remaining unutilised between 2017 and 2019.⁴

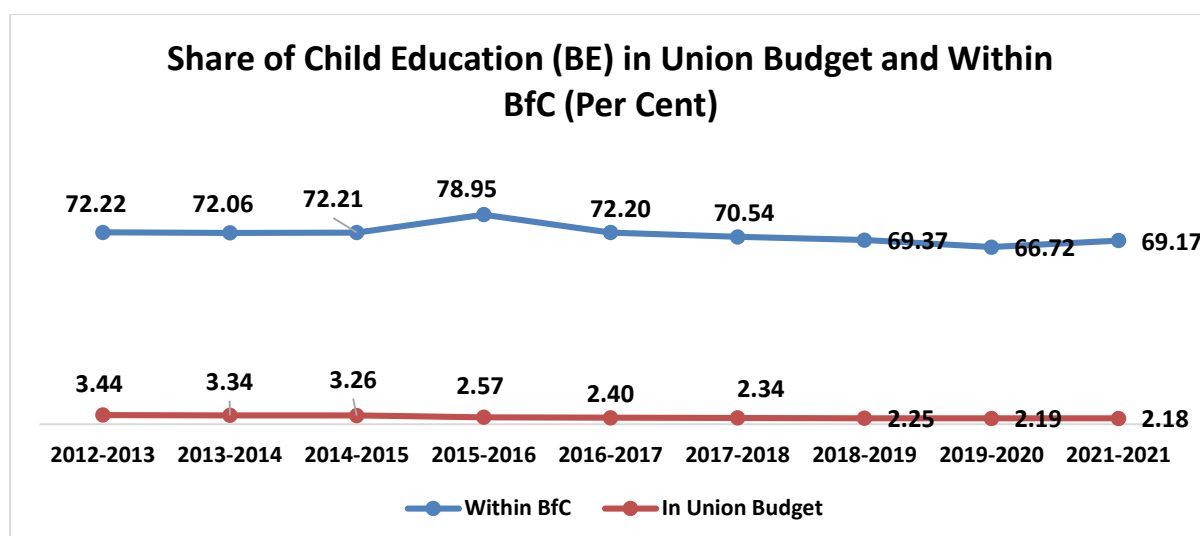
The scheme for assistance to adolescent girls and food to children appears to have been abandoned with zero allocation in 2020-21.

Child Development Schemes showing a Decline in Allocation					
Programmes & Schemes	BE (2019-20)	RE (2019-20)	BE (2020-21)	Absolute Decrease in Allocation over last year (Rupees in Cr)	Percentage Decrease in Allocation over last year
Assistance to adolescent girls and food to children	0.85	0.85	0	- 0.85	-100.00
Grant-in-aid to voluntary organisation working for welfare of STs	110	0	0	-110	-100.00
Incentive to children of vulnerable groups among Scheduled Caste	0.1	0.05	0.05	-0.05	-50.00

³ Press Trust of India, *Cost norms revised for nutrition provided at anganwadi centres*, September 20, 2017. Available at: https://www.business-standard.com/article/pti-stories/cost-norms-revised-for-nutrition-provided-at-anganwadi-centres-117092000930_1.html

⁴ Rajya Sabha Unstarred Question No. 2877, Answered on 12.12.2019, By Sh. Dharmapuri Srinivas.

Education



Education		
Year	BE (in Crore)	RE (in Crore)
2012-2013	51269.77	48153.26
2013-2014	55704.04	53252.43
2014-2015	58544.42	50098.83
2015-2016	45725.70	45781.52
2016-2017	47477.00	48115.05
2017-2018	50300.53	51241.73
2018-2019	54864.64	53764.46
2019-2020	61143.44	61262.29
2021-2021	66432.43	

Child Education allocation has observed a nominal increase of 8.65 per cent in 2020-21 Union Budget as against the allocations made in 2019-20 (BE) budget. However, the share of child education in the Union Budget stands at 2.18 per cent.

The nominal increase in the overall child education budget can be attributed to increased allocation towards some of the schemes like *Pre Matric Scholarship Scheme for SCs* (97.18%), *Scheme for Providing Education to Madarssas/Minorities* (83.33%), *Pre Matric Scholarship to OBCs* (13.64%).

The allocation for Mid-Day Meal Scheme has remained unchanged against the previous year (BE) and the allocation for the scheme this year stands at INR 11,000 Crore. Even when the programme has shown many positive outcomes of declining drop-out ratio, the allocation remains significantly less than that made in 2013-14 which was around INR 14000 Crore.

Samagra Shiksha Abhiyan was launched in 2018 as an Integrated Scheme for School Education programme, which includes Sarva Shiksha Abhiyan (SSA), Rashtriya Madhyamik Shiksha Abhiyan (RMSA) and Teacher Education (TE). It aims at ensuring equitable education from pre-school to senior secondary level. Given the New Education Policy, which proposes to expand RTE up to senior secondary education, a huge challenge lies ahead the Samagra Shiksha Abhiyan. In such a scenario, a meagre 6.69 per cent increase in the allocation for Samagra Shiksha Abhiyan seems to be inadequate.

Further, the allocations for Samagra Shiksha Abhiyan have remained below the amount approved by the Expenditure Finance Committee. Between FY2018-19 and FY 2019-20, INR 75,000 crore was approved for the scheme (INR 34,000 crore for FY 2018-19 and INR 41,000 for FY 2019-20). Pace of expenditure under Samagra Shiksha has also been slow. During FY 2018-19, less than two thirds (63 per cent) of the total approved budget for Samagra Shiksha was spent as a whole by all states.⁵

Allocations for the Sarva Shiksha Abhiyan (SSA) and the Rashtriya Madhyamaik Shiksha Abhiyan (RMSA) are difficult to gauge since the two merged into Samagra Shiksha Abhiyan in 2019-20. Existing research suggests that interventions on girl's education have received a significant boost under the Samagra Shiksha Abhiyaan as compared to SSA and RMSA. But such interventions are limited to some focused areas of Samagra Siksha Abhiyaan such as free-uniform and developing state residential schools. Other significant components such as recruitment of female teachers, security of girls and gender-sensitizing training for teachers are either sparsely located or find no allocation.⁶

As per the Economic Survey 2019-20, access to education has improved the participation in education system at all levels both in rural and urban areas. But, the survey also highlights that the poor and underprivileged sections of people prefer to engage themselves in economic activities for their survival.

Absence of suitable financial support system and high burden of course fee, especially in higher education, eventually pushes children out of the education system. This very observation of the Economic Survey needs to be taken seriously in the backdrop of Union Budget 2020-21, where some of the education related schemes meant for




Several barriers confront children in Secondary Education. The presence of more private and aided secondary schools than government ones at this level affects access because education at this level is no longer free.

⁵ Samagra Shiksha; Budget Briefs, Vol. 11/Issue 1; Accountability Initiative

⁶ 'Samagra Shiksha Abhiyan (SMSA) from the Girls' Education Lens: An Initial Analysis'; CBGA & Room To Read; <https://www.cbgaindia.org/wp-content/uploads/2019/04/SMSA-from-the-Girls-Education-Lens-An-Initial-Analysis.pdf>

the underprivileged such as *Free Coaching and Allied Scheme for Minorities* and *Grants-in-Aid to Maulana Azad Education Foundation* have observed a reduction.

Something to Think About



27 million

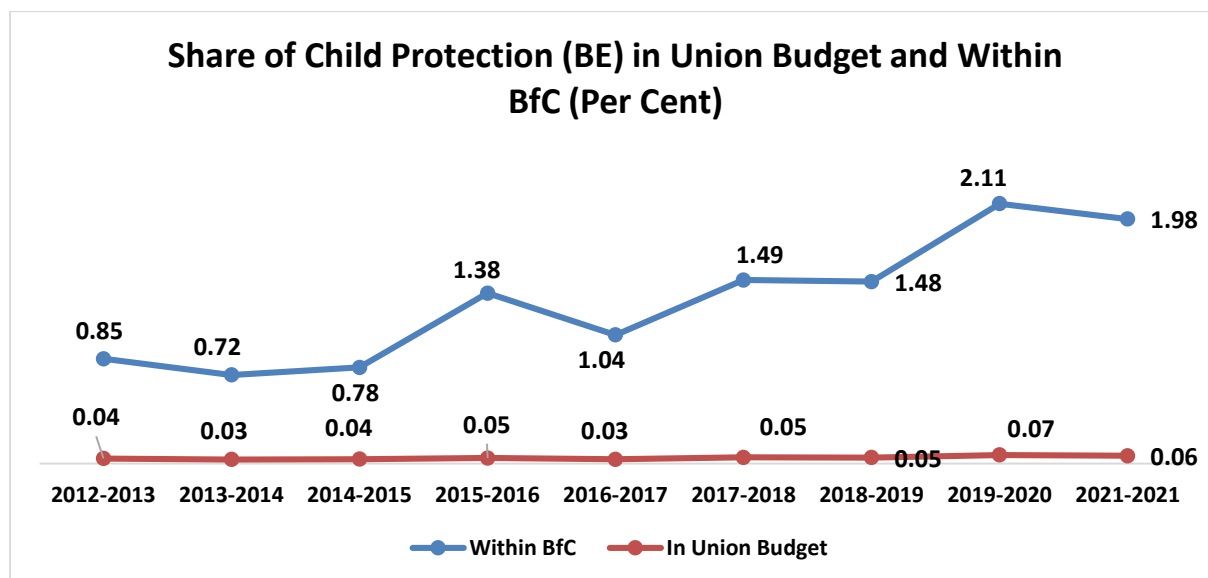
enrolled in Class 1 in 2015-16



12 million

reached Class 12

Protection



Allocation for Child Protection has declined marginally by 1.43 per cent in 2020-21 Union Budget as against the allocations made in 2019-20 (BE) budget.

The share of child protection in the Union Budget 2020-21 stands at 0.06 per cent, which is a reduced share compared to 0.07 per cent in 2019-20.

Protection		
Year	BE (in Crore)	RE (in Crore)
2012-2013	603.91	448.58
2013-2014	556.28	427.23
2014-2015	632.84	649.23
2015-2016	801.01	616.69
2016-2017	686.34	800.38
2017-2018	1062.43	1009.21
2018-2019	1168.16	1349.56
2019-2020	1933.73	1686.57
2021-2021	1906.15	

SDG 16.2:

End Abuse, Exploitation, Trafficking and All Forms of Violence Against and Torture of Children

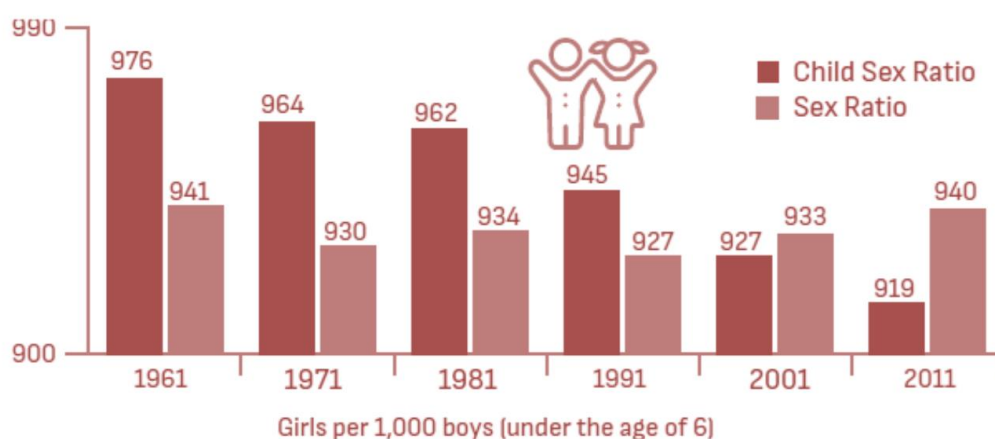


It is estimated that approximately 50 per cent of the Indian population will reside in urban areas by 2030. Several child protection issues rise with growth of cities. Crimes in India 2017 records 19,544 crimes against children in 2017.

Despite India's commitment to SDG 16.2, allocation for the umbrella Integrated Child Protection Scheme (ICPS) remains unchanged at INR 1500 Crore.

Even as the Finance Minister claimed increase in enrolment of girls as a result of Beti Bachao Beti Padhao scheme, she forgot that the allocation for the scheme has been cut down from INR 280 Crore in 2019-20 to 220 Crore in 2020-21.

Besides, what is in store in the name of caring society when declining sex ratio of children continues to hang like a sword over the neck of our daughters?



Source: Census of India

Under Beti Bachao Beti Padhao scheme, the Ministry of Women and Child Development provides financial assistance of Rs. 50 Lakh per district per annum to 405 districts for implementation of Multi Sectoral intervention component of the scheme. This alone requires a budget of INR 202,50,00,000.

Another 235 districts are covered under Advocacy & Media Campaign component of the scheme.

An increase of 20 per cent in the budget for the National Child Labour Project (NCLP) is welcome.

No. of Violations				No. of Prosecutions				No. of Convictions			
2015	2016	2017	2018	2015	2016	2017	2018	2015	2016	2017	2018
4319	3993	1691	823	2481	1730	1276	545	748	677	695	581
Source: Reply to Lok Sabha Starred Question No.116, for 11.02.2019, regarding 'Child Labour', by Prof. Richard Hay											

The question that needs to be asked here is the following: are the lower expenditures on children-related schemes due to the lack of political will or the inability to garner adequate resources, or perhaps, both?